
Teaching Water Quality Analysis using a constructed wetlands microcosm in a Non-Science Majors Environmental Science Laboratory

Aelin Shea ¹, Christy R. Violin ², Christina Wallace ¹, Brian Michael Forster ^{1*}

¹ College of Arts & Sciences, Saint Joseph's University, Philadelphia, PA 19131, USA

² Environmental Science and Sustainability Program, Saint Joseph's University, Philadelphia, PA 19131, USA

*Corresponding Author: bforster@sju.edu

Citation: Shea, A., Violin, C. R., Wallace, C. and Forster, B. M. (2019). Teaching Water Quality Analysis using a constructed wetlands microcosm in a Non-Science Majors Environmental Science Laboratory. *Pedagogical Research*, 4(4), em0046. <https://doi.org/10.29333/pr/5945>

Published: September 28, 2019

ABSTRACT

Wetlands are defined as areas of soil saturated with standing water. These areas are rich in biodiversity, containing numerous plants, animals and microorganisms. Wetlands act as natural filtering systems for runoff and can improve the water quality in an area. To demonstrate the importance of wetlands to a non-science major introductory environmental science class, we designed a small freshwater wetland filter. This filter is able to reduce the amount of ammonia present in water entering the system. Sequencing the bacteria present in the soil of the filter identified bacteria capable of performing anaerobic ammonium oxidation (anammox). In this paper, we describe how to construct the filter and use it during class. It is our goal that this filter gives students a better appreciation of the role wetland ecosystems play in maintaining water quality.

Keywords: laboratory demonstration, nature of science, water quality, non-science majors, wetlands, microcosm, filtration, anammox bacteria

INTRODUCTION

Science classes designed as non-science major service courses should relate the importance of science to everyday life (Smith et al., 2004). One of the non-science majors' laboratory-based courses we offer at our university is an introductory environmental science course. This course covers current environmental concerns including climate change, renewable energy sources, biodiversity loss, and water quality, quantity and geographic distribution. Connecting in-class activities with the natural world they represent is an important component of environmental science education (Ernst and Theimer, 2011).

Water quality is a global environmental concern, with social and economic impacts (United Nations, 2012). Widespread degradation of coastal and freshwater resources occurs due to nutrient and pollutant loading from upstream urban and agricultural environments through both point and non-point sources (Paul and Meyer, 2001). In turn, water quality impairment can affect biodiversity, human health, and food safety and security (Roy et al., 2003). Surface water pollutants can also enter groundwater, causing aquifer contamination, subsurface, dispersal, and long-term pollutant retention (Pavlidis and Tsihrintzis, 2018). Nitrogen and phosphorus containing compounds are components of commercial fertilizers, sewage, and livestock waste. Excess of these nutrients in runoff can lead to phenomena such as eutrophication (Smith et al., 1999), red tides (Lee et al., 2007) and anoxic dead zone development (Joyce, 2000). One type of nitrogen pollutant is ammonia. This pollutant can enter water through industrial discharge, agricultural runoff and from the nitrogenous wastes of animals (US EPA, 2019). Ammonia in water can exist either as NH₃ (ammonia) or as NH₄⁺ (ammonium ion) (Ip et al., 2001). High levels of

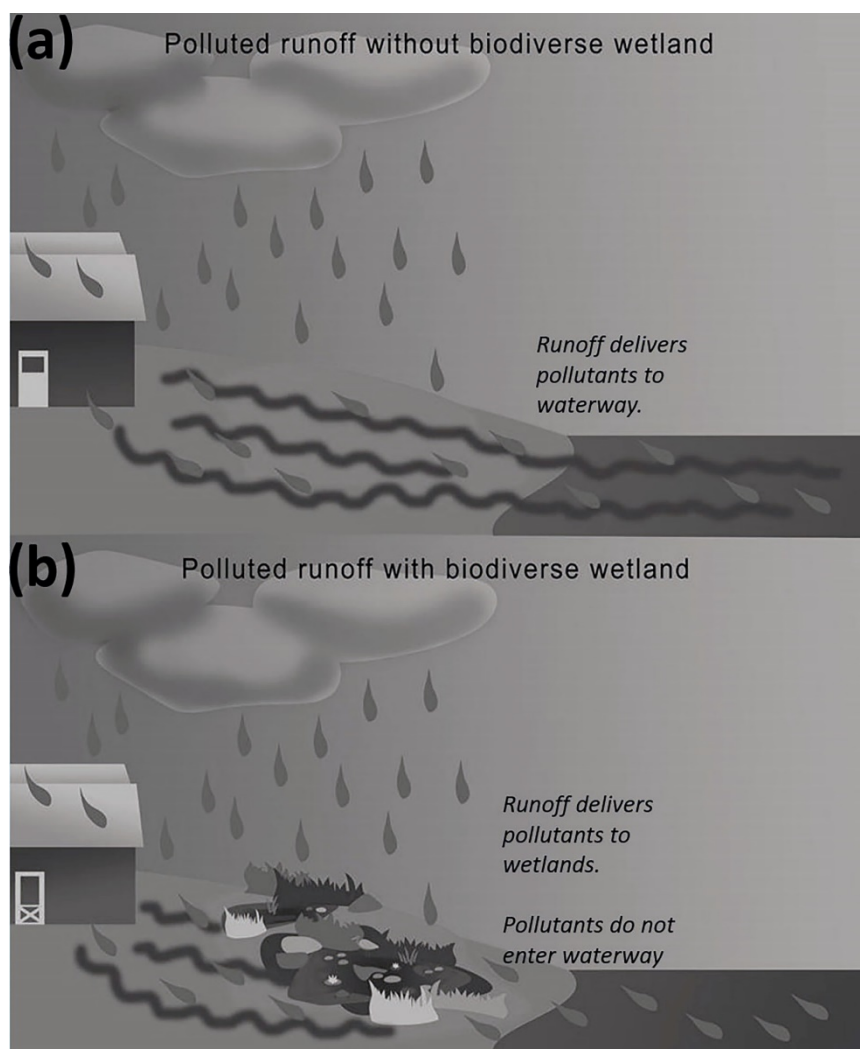


Figure 1. Importance of wetlands for water quality. (a) In areas lacking wetlands, pollutants on the ground will be picked up by runoff (squiggly line) and delivered to waterways. (b) In areas containing wetlands, pollutants on the ground will be picked up by runoff and delivered to the wetlands. Plants and microorganisms present in the wetlands can reduce the amount of pollutants entering waterways. Figure adapted from <http://tecalive.mtu.edu/mec/module12/Chemicalfunctionsofwetlands.htm>

ammonia can negatively affect several plants and aquatic animals (Ip et al., 2001; Pearson and Stewart, 1993; van der Eerden, 1982).

Water pollutants can be removed via human-directed and/or natural processes. Wetlands are globally distributed ecosystems found on the coastal margins of many saltwater and freshwater ecosystems. These environments are characterized by distinct vegetation and the presence of hydric soils (Deil, 2005). Wetlands provide myriad benefits to both terrestrial and aquatic environs such as bank stabilization, wildlife habitat, flood attenuation, and water storage and purification. Different types of wetland biota are capable of removing different water contaminants including particulate matter, excess nutrients, metals, and other contaminants (Crites et al., 1997; Wu et al., 2001, 2011). Nutrients, including nitrate, phosphate and/or ammonia, can be filtered out by the plants and microorganisms present in the wetlands (see [Figure 1](#)). Plants can uptake nitrogen-containing compounds (including nitrates, nitrites and ammonium) and heavy metals into their roots (Delwiche, 1970). Any ammonia that is not absorbed by plant roots are converted into nitrates through the action of soil microorganisms in a process known as nitrification. Denitrifying bacteria can then convert nitrate into atmospheric nitrogen. Certain microorganisms are capable of performing anaerobic ammonium oxidation (anammox) (Kuenen, 2008). In anammox, ammonium ions are converted directly into nitrogen gas and water. In addition, positively charged ammonium ion can bind to negatively charged soil, thus removing it from the water moving through the wetlands (Wu et al., 2001).

Previously, constructed wetlands have been shown to be effective in the removal of ammonia (Crites et al., 1997; Wu et al., 2011). These wetlands were free water surface wetlands where the water surface is exposed to the atmosphere. The available oxygen allows nitrification to occur (Dennett and Spurkland, 2002; Wu et al., 2001). Given the need to bring natural processes into a science classroom and the fact that constructed wetlands can




Figure 2. Construction of the wetlands filter in a 20 liter carboy. (a) A cross-section of the filter with stopcock (black oval). A layer of pebbles (gray ovals), followed by a mixture of top soil and mulch (gray) with wetland plants is added to the carboy. Numbers indicate volume (in liters). (b) Finished product of the wetlands filter.

effectively remove pollutants, we constructed a miniature freshwater wetland filter that can be established and maintained in a science classroom. This filter is capable of removing ammonium from water. In this paper, we describe how the wetlands filter was designed and how it is employed in our classroom.

CONSTRUCTION AND TESTING OF WETLANDS MICROCOSM

Construction

The wetland filter (see [Figure 2](#)) was constructed in a 20-liter polypropylene carboy. The top of the carboy was removed. Cheesecloth was placed behind the stopcock to reduce the amount of soil and particulate matter in the filtrate. Approximately 1 liter of Vigoro pea pebbles were added to bottom of the carboy. This layer was covered by a mixture of 15% mulch, 50% sand, 30% top soil and 5% moss to a total volume of 12 liters. We then planted various wetland plants, including *Acorns sp.*, *Carex sp.*, *Lobelia sp.*, and *Juncus sp.* (Home Depot® and Plant Delights Nursery, Inc). Other wetlands plants could be utilized (“Wetlands Species,” n.d.). The wetland was given 1 liter of deionized water as needed to keep the soil moist. The wetlands was kept under fluorescent lighting in the laboratory, mimicking the natural environment. We did not experiment on the wetland for one week to allow for root and soil microbe development.

To confirm that our wetland filter could remove ammonium ions from water samples, we poured a solution of 4 ppm ammonium sulfate into the filter. Acceptable environmental limits for ammonia in surface water are between 0.25 – 32.5 ppm (US EPA 2019, Oregon 2000, Water Quality 2019). Currently, neither the US Environmental Protection Agency nor the World Health Organization define a maximum contaminant level for ammonia. We chose a concentration that would be higher than 0.25 ppm and within the range of detection for our indicator. Prior to adding the ammonium sulfate, we drained the filter of standing water through the stopcock. After adding the ammonium sulfate solution, every 15 minutes over the course of two hours, five milliliter water samples were collected by opening the stopcock and collecting the filtrate. A total of 8 samples were collected. The samples were tested for ammonium ions using the API Ammonia Test Kit (Mars®Fishcare). Over the course of two hours, filtrate ammonium concentration decreased relative to the initial solution (see [Figure 3](#)). This suggests that our wetland microcosm is able to filter out ammonia from water. We additionally tested the filtrate for nitrate and nitrite using API Test Kits (Mars®Fishcare). Neither ion was detected (data not shown).

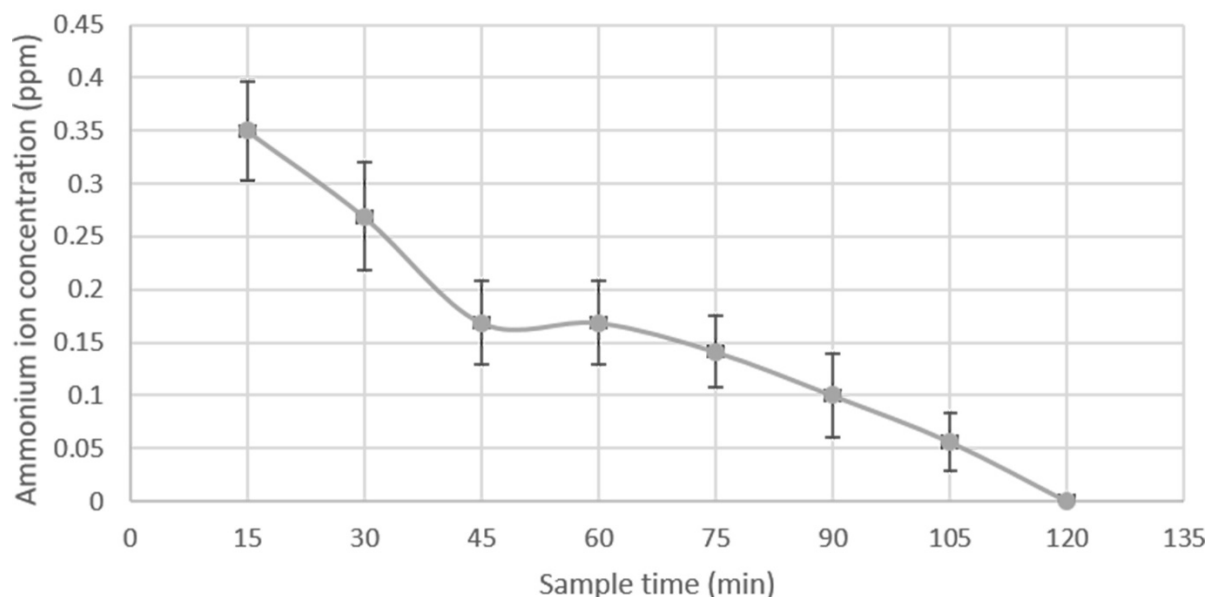


Figure 3. Detection of filtrate ammonium ions in filtrate over time. A 4 ppm ammonium sulfate solution was added to the filter. Every 15 minutes, the filtrate was tested for ammonium ions. Experiment was performed in triplicate. Average results are presented. Error bars indicate standard errors of the mean.

WETLAND DEMONSTRATION

Demonstration Objectives & Audience Pre-Requisites for Student Knowledge

We have presented the constructed wetland microcosm demonstration to non-science majors during a laboratory lesson on water quality. Water quality testing provides the basis for determining potability, ecosystem health, and potential threats to resident organisms. In this lesson, students learn how to test water for pollutants, detect invertebrates and bacteria in water samples, and then determine what substrates effectively remove aquatic contaminants.

The main objectives of the wetland microcosm demonstration are for students to learn that: (a) an ecosystem is comprised of both biotic and abiotic factors; (b) how natural ecosystems function through biogeochemical cycles; and (c) that wetlands function as a natural filtration system to improve water quality. Prior to the start of the demonstration, students should be familiar with the nitrogen cycle. Specifically, students should be familiar with the role of microorganisms in nitrification, denitrification, and anammox. Students should also be familiar with the identities of various water pollutants and their sources, and the role that wetlands can play in removing these pollutants. Students should understand how to identify these pollutants in water samples (via colorimetric indicator test kits).

Lesson & Learning Time

The class is given 2 liters of 4 ppm ammonium sulfate. However, the students are not informed of the concentration. Each lab group in the class is given a 5 milliliters sample of the solution to quantify the initial ammonium concentration. The remaining ammonium sulfate solution is then poured into the wetland microcosm. After 2 hours (or longer if needed depending upon class' time and schedule), each lab group collects 5 milliliters of the filtrate. Students then measure ammonium concentration of both the initial solution and the wetland filtrate using an API ammonia test kit. Following the lesson, the students are then asked several questions (see [Table 1](#)).

Advanced Science Classes – Bacteria Sequencing

For advanced science-major classes, the DNA of wetland microcosm soil bacteria can be sequenced. To do so, genomic DNA can be isolated from the soil using a PowerSoil® DNA Isolation Kit (MoBio). The 16S rRNA gene can be amplified using PCR as described previously (Weisburg et al., 1991). The 1500 base pair PCR product can then be cloned into the pGEM plasmid, and clones selected for sequencing. The DNA sequences can be identified using BLAST analysis through the National Center for Biotechnology Information (NCBI) (Altschul et al., 1990). Based on these results, students could then be asked to explain how the wetland microbes they identified participate with the nitrogen cycle and contribute to the wetlands' ability to improve water quality.

Table 1. Assessment questions following wetlands demonstration

Objective	Question(s)
(a) Ecosystem definition	<ul style="list-style-type: none"> Examine the wetlands. Identify two biotic and abiotic components.
(b) How ecosystems function	<ul style="list-style-type: none"> What was the initial concentration (in ppm) of ammonium ion entering the wetland? What was the final concentration (in ppm)? Was the wetland able to remove ammonium ions? Relate your results to the nitrogen cycle.
(c) Wetlands acting as a filter	<ul style="list-style-type: none"> Discuss a wetland's importance as a protectors of water quality. What other water pollutants would be able to be removed by a wetland? What water pollutants would not be able to be removed by a wetland?

Table 2. 16S rRNA gene sequencing results

16S rRNA Sequence Isolated	Identity
NNNNNNNNNNNNNGGCGATTGGGCCCCGACGTTCGCATGCTCCCGCCGCCATGGCCGCGGGATT AGAGTTTGATCCTGGCTCAGAACGACGCTGGCGGCGTGGATAAGACATGCAAGTCAAACGGGAGC GGTTTTAGCAATGAAAAACGCTCAAGTGGCAAACGGGTGCTTAAACACGTAGATAATCTCTGCGAG GATGGGAACAACCTGCTGAAAAGCAAGCTAATGCCAATGTGATATTAGTGATCATTTTCTAATCTCA AAGCCGGGGACTTTACAGCCTGGCGCCTTGAATGAGTCTGCGCCTATCAGCTAGTTGGTGAGGTA ATGGCTCACCAAGGCTACGACGGGTAGCTGGTCTTAGAGGACGACCAGCCACACTGGAAGTGAAGACA CGGTCCAGACACCTACGGGTGGCAGCAGTTCGAGAATTTTTTACAAATGGGGCGAAAGCCTGATGGAGCG ACGCCGCGTGGGGGATGAATGGCTTAGGCTTGTAAACCCCTGTCATTTGTGATCAAACAACGGCAGA TTAACAAAGTTGCCGTTGAGATAGTAGCAAAAAGAGGAAGAGACGGCTAACTCTGTGCCAGCAGCCGCG GTAATACAGAGGTCTCAAGCGTTGTTTCGGATTACTGGGCGTAAAGGGTGGCTAGGCGGCAATTTAAA GTTGCTGGTAAAATGGCCAAAGCTTAACTTGGTGTGGCTAGCAATACTTAAATGCTGGGGAACCGAA TGGGAAACTGGAATTTCTCGATGTAGCAGTGAATGCGTAGATATCGAGAGGAACATCAGTGGCGAAA GCGAGTTTCTGGGCGGATTCGACGCTGANGCAGAAAAGCGAAGGTAGCAAAACGGGATTAGATAACC CCGGTAGTCTTCGCTGTAAACGGTGTCTACTAGCTGTGAGCGGTGTCAAATCCGCTCGTGGCGAAGT TAACACATTAAGTGAGCCGCTGGGAAGTACGGCCGCAAGGCTAAAACCTCAAGAAATGACGGGGGGC CTGCACAAGCGGTGGANTATGTNGCTTANNCATGCAACGCGAANAACCTTACCTAGTCTTGACNTT TANAATAGTAATTGTN	<i>Verrucomicrobia</i>
NNNNNNNNNNNNNGGGCGATTGGGCCCCGACGTTCGCATGCTCCCGCCGCCATGGCCGCGGGATTA CGGCTACCTTGTACGACTTACACCCAGTTCGCTGACCTTACCGTGGACGGCTGCCTCCTTGGCGTTAGC GCACCCGGCTTAAAGTAAAAACCACTCCATGGTGTGACGGGCGGTTGTGTACAAGGCCCGGGAACGTA TTCACCGTGGCATGCTGATCCACGATTACTAGCAGTTCACCTTTCATGCACCCGAGTTGCAGAGTGC ATCTGAAGTGAAGACAGCTTTTTAGGATCGGCTCGGGTTCGCCCCCTTGCATCCCAATGTCACTGCCAT GTAGCACGTGTGTAGCCAGCCGTAAGGGCCATGAGGACTTGACGTCATCCCCACCTTCTCCGGTT TGTACCCGGCAGTCTCTTACAGAGTGGCCGCATAACCCGATGGCAACAGAAGACAAGGGTTGCGCTC GTTGCGGGACTTAAACCAACATCTCACGACACGAGCTGACGACAGCCATGCAGCACCTTACAGACGT CCTTGGCGAAGCCTACTTTCTGATAGGATGTCATCTGCAGTTCAAGCCTGGGTAAGGTTCTTCGCGTTG GTCGAATTAACACATGCTCCACCGCTTGTGCGGGCCCCGTCATTTCTTTGAGTTTACGCTTGGC ACCGTACTCCCCAGGCGAATGCTTAATGCGTTAGCTTCGGCACGGCAGGGATCGATAACCCGCTCAC CAAGCATTCATCGTTTAGGGCCAGGACTACCGGGGTATCTAATCCCGTTTGTCTCCCTGGCTTTTCGCG CCTCAGCGTCAATACCGGTCCAGGATGTCGCTTCGCCACCGGTGTTCTTCCAGATACTACGCATTTTC ACCGCTACACCTGGNANTTCCACATCCCTTCCCGGATTCGAGCCTTCCAGTATCGGANGCAGTTCCC GGGTTGAGCCCGGGGATTTACGTTTCGACTGANAAGGCCGCTACGCGCCCTTACGCCCCAGTANN ACANGCTTGGCCNNTGNANTACCGCGCTGCTGGCACAGATTAGCCGGGGCTNCNN	<i>Acidobacteriales</i>
NNNNNNNNNNNANGNCGATTGGGCCCCGACGTTCGCATGCTCCCGCCGCCATGGCCGCGGGATTA CGGCTACCTTGTACGACTTACCCCAATCACCAGCCTTACCTTACCGCCTCCGTCCTTCCCGGTTCCG TCGGCGACTTGGGATAACCCCTCCCTTTCTGTTGGCTTACGCGGCGGTGTGTACAAGGCTCAGGAACACA TTCACCGCAGCATAGCTGATCTGCGATTACTAGCGATTCCAGCTTTCATCCAGGCGAGTTGCAGCCTGC AATCCGAAGTGAAGTGCAGCTTTTGGGATTTGGCTCCCCCTCGCGGGTTGGCTTCCCTTTGTACGCAGC ATTGTGGCACGTGTGCAGCCCTAGACATAAAGGCCATGATGACTTGACGTCGTCCCCGCCTTCTCCG GTTTACACCGGCGGCTTCGCCAGAGTCCCCAACTAAATGCTGGCAACTGGCGACAGGGGTTTCGCT CGTTTAAAGGACTTAAACCCGACACTCACGGCACGAGCTGACGACAGCCATGCAGCACCTGTGCAAGTT CCACCCGAAGGCGTACCTGGCTTTACACAGGCTAATCCTTGCATGTCAAAGTCTAGGATAAGGTTCTTC GCGTTGCTCGAATTAAGCCACATGCTCCACCGCTTGTGTGAGCCCCGTCATTTCTTTGAGTTTCAG CCTTGGCACCATACTCCCCAGGCGCAGAATTAACGCTTTCGCTACGACCGATGGGGGGCAACCCCTCA TCCGTCCAGTTCTGATCGTTTACAGCCAGGACTACCGGGGTATCTAATCCCGTTTGTCTCCCTGGCTTT CGTGCTCAGCGTCAGACAAGCTCCAGTATGCCGCTTTCGCTTTCGCTTCCGATTCAGATCAACACA TTTACCGCTCCACCGAAGTTCCGCATACCTTACCTACTCCAGCAATGCAGTTTCAAGCGTCTTC CACGGGTTGAGCCGNNCTTTACACCTGACTTGCATCNCNCTACGCACCCTGTAAGCCCAGTGATT CCGAATNACGTTTCGCACAG	<i>Planctomycetes</i>

For classes that are unable to sequence the DNA from their own wetland soil, we provide the DNA sequences isolated from our wetland microcosm (see [Table 2](#)). As seen in [Table 2](#), Sequence results identified bacteria from the *Acidobacteria*, *Planctomycetes*, and *Verrucomicrobia* phyla. It is interesting that the phyla we detected has been previously found in various wetlands, including freshwater (Hartman et al., 2008; Zhang et al., 2014) and acidic

freshwater wetlands (Dedysh et al., 2006; Ivanova and Dedysh, 2012; Kulichevskaya et al., 2006). It has been reported that although *Acidobacteria* can use various sources of nitrogen, including ammonia, nitrate, nitrite and amino acids (Eichorst et al., 2018), there is no direct evidence for their participation in key nitrogen cycle reactions (Kielak et al., 2016). Several members of the *Planctomycetes* phylum are able to perform anammox (van Niftrik and Jetten, 2012). Isolates of *Verrucomicrobia* demonstrate nitrogen-fixing activity and contain genes for nitrogen fixation (Wertz et al., 2012). We did not detect any nitrifying or denitrifying bacteria. This is most likely because we only collected soil from one part of the microcosm at only one time point.

CONCLUSION

The instructional science laboratory is an important pedagogical environment (Hofstein and Lunetta, 2003). Students learn more when concepts can be presented either as an experiment or as a demonstration (Eick and King Jr, 2012). We believe designing and utilizing this constructed wetland microcosm allows students to observe for themselves the importance of wetlands in terms of water quality. This bridges the gap between what students (particularly non-science majors) learn in class with the natural systems we are teaching them. The construction of the filter is rather simple and can be easily employed in any science laboratory classroom.

ACKNOWLEDGEMENT

We would like to acknowledge Jonathan Violin and Jonathan Fingerut for the help in designing the filter. We thank Catalina Arango Pinedo for her help with the 16S rRNA gene sequencing. We also thank Caitlin Fritz, Clint Springer, Brian Kron and Thomas Smith for allowing us to test this laboratory exercise in their lab classes. We finally acknowledge Danielle Zabielski for her work in preparing **Figure 1** and Kristen Chorney for her critical reading of this manuscript.

Disclosure Statement

No potential conflict of interest was reported by the authors.

REFERENCES

- Altschul, S. F., Gish, W., Miller, W., Myers, E. W. and Lipman, D. J. (1990). Basic local alignment search tool. *Journal of Molecular Biology*, 215(3), 403-410. [https://doi.org/10.1016/S0022-2836\(05\)80360-2](https://doi.org/10.1016/S0022-2836(05)80360-2)
- Crites, R. W., Dombeck, G. D., Watson, R. C. and Williams, C. R. (1997). Removal of Metals and Ammonia in Constructed Wetlands. *Water Environment Research*, 69(2), 132-135. <https://doi.org/10.2175/106143097X125272>
- Dedysh, S. N., Pankratov, T. A., Belova, S. E., Kulichevskaya, I. S., and Liesack, W. (2006). Phylogenetic analysis and *in situ* identification of bacteria community composition in an acidic Sphagnum peat bog. *Applied and Environmental Microbiology*, 72(3), 2110-2117. <https://doi.org/10.1128/AEM.72.3.2110-2117.2006>
- Deil, U. (2005). A review on habitats, plant traits and vegetation of ephemeral wetlands—a global perspective. *Phytocoenologia*, 35(2-3), 533-706. <https://doi.org/10.1127/0340-269X/2005/0035-0533>
- Delwiche, C. (1970). The Nitrogen Cycle. *Scientific American*, 223(3), 136-147. <https://doi.org/10.1038/scientificamerican0970-136>
- Dennett, K. E. and Spurland, L. E. (2002). Using Constructed Wetlands to Improve Water Quality and Reduce Nonpoint Pollutant Loadings into the Truckee River. *Proceedings of the Water Environment Federation*, 2002, 822-835. <https://doi.org/10.2175/193864702784163191>
- Eichorst, S. A., Trojan, D., Roux, S., Herbold, C., Rattei, T. and Woebken, D. (2018). Genomic insights into the *Acidobacteria* reveal strategies for their success in terrestrial environments. *Environmental Microbiology*, 20(3), 1041–1063. <https://doi.org/10.1111/1462-2920.14043>
- Eick, C. J. and King Jr, D. T. (2012). Nonscience Majors' Perceptions on the Use of YouTube Video to Support Learning in an Integrated Science Lecture. *Journal of College Science Teaching*, 42(1), 26-30. Retrieved from <http://www.jstor.org/stable/43748401>
- Ernst, J. and Theimer, S. (2011) Evaluating the effects of environmental education programming on connectedness to nature. *Environmental Education Research*, 17(5), 577-598. <https://doi.org/10.1080/13504622.2011.565119>
- Hartman, W. H., Richardson, C. J., Vilgalys, R. and Bruland, G. L. (2008). Environmental and anthropogenic controls over bacterial communities in wetland soils. *Proceedings of the National Academy of Sciences of the United States of America*, 105(46), 17842-17847. <https://doi.org/10.1073/pnas.0808254105>

- Hofstein, A. and Lunetta, V.N. (2003). The laboratory in science education: Foundations for the twenty-first century. *Science Education*, 88(1), 28-54. <https://doi.org/10.1002/sce.10106>
- Ip, Y. K., Chew, S. F. and Randall, D. J. (2001). Ammonia toxicity, tolerance and excretion. *Fish Physiology*. [https://doi.org/10.1016/S1546-5098\(01\)20005-3](https://doi.org/10.1016/S1546-5098(01)20005-3)
- Ivanova, A. O. and Dedysh, S. N. (2012). Abundance, Diversity, and Depth Distribution of *Planctomycetes* in Acidic Northern Wetlands. *Frontiers in Microbiology*, 3, 5. <https://doi.org/10.3389/fmicb.2012.00005>
- Joyce, S. (2000). The dead zones: oxygen-starved coastal waters. *Environmental Health Perspectives*, 108(3), A120-A125. <https://doi.org/10.1289/ehp.108-a120>
- Kielak, A. M., Barreto, C. C., Kowalchuk, G. A., van Veen, J. A. and Kuramae, E. E. (2016). The Ecology of *Acidobacteria*: Moving beyond Genes and Genomes. *Frontiers in Microbiology*, 7, 744. <https://doi.org/10.3389/fmicb.2016.00744>
- Kuenen, J. G. (2008). Anammox bacteria: from discovery to application. *Nature Reviews Microbiology*, 6, 320-326. <https://doi.org/10.1038/nrmicro1857>
- Kulichevskaya, I. S., Pankratov, T. A. and Dedysh, S. N. (2006). Detection of representatives of the *Planctomycetes* in Sphagnum peat bogs by molecular and cultivation approaches. *Microbiology*, 75, 329-335. <https://doi.org/10.1134/S0026261706030155>
- Lee, Y. W. and Kim, G. (2007). Linking groundwater-borne nutrients and dinoflagellate red-tide outbreaks in the southern sea of Korea using a Ra tracer. *Estuarine, Coastal and Shelf Science*, 71(1-2), 309-317. <https://doi.org/10.1016/j.ecss.2006.08.004>
- Oregon Department of Human Services. (2000). Ammonia Health Effects Information. Available at: <https://www.oregon.gov/oha/PH/HealthyEnvironments/DrinkingWater/Monitoring/Documents/health/ammonia.pdf> (Accessed 14 August 2019)
- Paul, M. J. and Meyer, J. L. (2001). Streams in the Urban Landscape. *Annual Review of Ecology and Systematics*, 32, 333-365. <https://doi.org/10.1146/annurev.ecolsys.32.081501.114040>
- Pavlidis, G. and Tsihrintzis, V. A. (2018). Environmental Benefits and Control of Pollution to Surface Water and Groundwater by Agroforestry Systems: a Review. *Water Resources Management*, 32(1), 1-29. <https://doi.org/10.1007/s11269-017-1805-4>
- Pearson, J. and Stewart, G. R. (1993). The deposition of atmospheric ammonia and its effects on plants. *New Phytologist*, 125, 283-305. <https://doi.org/10.1111/j.1469-8137.1993.tb03882.x>
- Roy, A. H., Rosemond, A. D., Paul, M. J., Leigh, D. S. and Wallace, J. B. (2003). Stream macroinvertebrate response to catchment urbanisation (Georgia, U.S.A.). *Freshwater Biology*, 48(2), 329-346. <https://doi.org/10.1046/j.1365-2427.2003.00979.x>
- Smith, V. H., Tilman, G. D. and Nekola, J. C. (1999). Eutrophication: impacts of excess nutrient inputs on freshwater, marine, and terrestrial ecosystems. *Environmental pollution*, 100(1-3), 179-196. [https://doi.org/10.1016/S0269-7491\(99\)00091-3](https://doi.org/10.1016/S0269-7491(99)00091-3)
- Smith, W. S., Gould, S. M. and Jones, J. A. (2004). Starting the Semester at Odds: Educators' Versus Students' Reasons for Studying Science. *Journal of College Science teaching*, 34(4), 44-49. Retrieved from <http://www.jstor.org/stable/42992356>
- United Nations (UN). (2012). Managing Water under Uncertainty and Risk. World Water Development Report 4. Paris: UNESCO Publishing. Available at: <http://unesdoc.unesco.org/images/0021/002156/215644e.pdf>
- United States Environmental Protection Agency. (2019). Aquatic Life Criteria - Ammonia. Available at: <https://www.epa.gov/wqc/aquatic-life-criteria-ammonia> (Accessed 14 August 2019)
- van der Eerden, L. J. M. (1982). Toxicity of ammonia to plants. *Agriculture and Environment*, 7(3-4), 223-235. [https://doi.org/10.1016/0304-1131\(82\)90015-7](https://doi.org/10.1016/0304-1131(82)90015-7)
- van Niftrik, L. and Jetten, M. S. M. (2012). Anaerobic Ammonium-Oxidizing Bacteria: Unique Microorganisms with Exceptional Properties. *Microbiology and Molecular Biology Reviews*, 76(3), 585-596. <https://doi.org/10.1128/MMBR.05025-11>
- Water Quality Association. (2019). Ammonia. Available at: <https://www.wqa.org/learn-about-water/common-contaminants/ammonia> (Accessed 14 August 2019)
- Weisburg, W. G., Barns, S. M., Pelletier, D. A. and Lane, D. J. (1991). 16S Ribosomal DNA Amplification for Phylogenetic Study. *Journal of Bacteriology*, 173(2), 697-703. <https://doi.org/10.1128/jb.173.2.697-703.1991>
- Wertz, J. T., Kim, E., Breznak, J. A., Schmidt, T. M. and Rodrigues, J. L. (2012). Genomic and physiological characterization of the *Verrucomicrobia* isolate *Geminisphaera colitermitum* gen. nov., sp. nov., reveals microaerophily and nitrogen fixation genes. *Applied and Environmental Microbiology*, 78(5), 1544-1555. <https://doi.org/10.1128/AEM.06466-11>
- Wetlands Species. (n.d.). Available at: <https://www.wetlandplantsinc.com/species> (Accessed 14 August 2019)

- Wu, H., Zhang, J., Li, P., Zhang, J., Xie, H. and Zhang, B. (2011). Nutrient removal in constructed microcosm wetlands for treating polluted river water in northern China. *Ecological Engineering*, 37(4), 560-568. <https://doi.org/10.1016/j.ecoleng.2010.11.020>
- Wu, M., Franz, E. and Chen, S. (2001). Oxygen Fluxes and Ammonia Removal Efficiencies in Constructed Treatment Wetlands. *Water Environment Research*, 73(6), 661-666. <https://doi.org/10.2175/106143001X143394>
- Zhang, J., Zhang, X., Liu, Y., Xie, S. and Liu, Y. (2014). Bacterioplankton communities in a high-altitude freshwater wetland. *Annals of Microbiology*, 64(3), 1405-1411. <https://doi.org/10.1007/s13213-013-0785-8>